

LORI MITCHELL

AUTHOR / ILLUSTRATOR

SCHOOL VISITS

# Author & Illustrator



# LORI MITCHELL

A U T H O R / I L L U S T R A T O R

## C O N T E N T S

CONTENTS Checklist for Author Visit  
Book Order Forms  
“Autograph” forms

# LORI MITCHELL

AUTHOR / ILLUSTRATOR

## PREPARING FOR VISIT

### EASY CHECK LIST: PUT THESE DATES ON YOUR CALENDAR

#### Before the author visit

Confirm that the author visit will be on: \_\_\_\_\_

#### Send to author:

- a. signed contract
- b. schedule for the day
- c. directions to the school or library
- d. signed copy of this list

Make sure all the teachers have read the book to their class. They may want to go over possible questions they can ask the author.

Send home book order forms at least 3 weeks before the visit: \_\_\_\_\_ Order books from me or Charlesbridge (800)225-3214 at least two weeks before visit: \_\_\_\_\_

Set up the day before: \_\_\_\_\_

- a. Two long tables in the front of the assembly area.
- b. Slide projector.
- c. Microphone (preferably cordless).

Make sure both the slide projector and microphone are in working order and have a spare bulb on hand.

Stack the ordered books by class, with the order form in the first page of each book, ready for me to sign.

#### The Day of the event

Make sure all the teachers and the author have a copy of the schedule.

Please have one small bottled water at the table.

If possible, have a student meet the author at the office to help direct her where to go.

#### After the assembly


If your school would like to expand on what was discussed in the assembly, go to [www.differentjustlikeme.cc](http://www.differentjustlikeme.cc) to download games, coloring book pages and a 5-day lesson plan; all ready to use in the classroom. You are welcome to make copies available for teachers. (please don't review the information with the class before the visit)

I have read the above and understand my responsibilities in making this the best assembly the school has ever had!

\_\_\_\_\_  
Name

\_\_\_\_\_  
Title

\_\_\_\_\_  
Date




- Look for April's room. On the opposite page there are some objects from her room. See if you can find some of them in April's room.
- Look for the small illustrations under the type.  
See how many things are the same about the objects on each page.  
See how many things are different.  
Example: The fish are all fish, they all have fins, they all have eyes, they all swim.....They are different in that they are all different colors, different shapes, different sizes...
- Find the page with cups and glasses. See if you can find them in the illustration on the opposite page.
- Find the chairs. See if you can find them on the opposite page.

*Lori Mitchell*



- Look for April's room. On the opposite page there are some objects from her room. See if you can find some of them in April's room.
- Look for the small illustrations under the type.  
See how many things are the same about the objects on each page.  
See how many things are different.  
Example: The fish are all fish, they all have fins, they all have eyes, they all swim.....They are different in that they are all different colors, different shapes, different sizes...
- Find the page with cups and glasses. See if you can find them in the illustration on the opposite page.
- Find the chairs. See if you can find them on the opposite page.

*Lori Mitchell*



- Look for April's room. On the opposite page there are some objects from her room. See if you can find some of them in April's room.
- Look for the small illustrations under the type.  
See how many things are the same about the objects on each page.  
See how many things are different.  
Example: The fish are all fish, they all have fins, they all have eyes, they all swim.....They are different in that they are all different colors, different shapes, different sizes...
- Find the page with cups and glasses. See if you can find them in the illustration on the opposite page.
- Find the chairs. See if you can find them on the opposite page.

*Lori Mitchell*



## BOOK ORDER FORM

Name: \_\_\_\_\_

Teacher: \_\_\_\_\_

Room Number: \_\_\_\_\_

### DIFFERENT JUST LIKE ME

Quantity:

— Hardcover Books @ \$ \_\_\_\_\_ = \$ \_\_\_\_\_

— Paperback Books @ \$ \_\_\_\_\_ = \$ \_\_\_\_\_

Autograph to:

Book 1. \_\_\_\_\_

Book 2. \_\_\_\_\_

### HOLLY BLOOM'S GARDEN

Quantity:

— Hardcover Books @ \$ \_\_\_\_\_ = \$ \_\_\_\_\_

Autograph to:

Book 1. \_\_\_\_\_

Book 2. \_\_\_\_\_

Turn this form in to your teacher by:

\_\_\_\_\_

## GAMES YOU CAN PLAY

*Here are a few of the games you can play while reading DIFFERENT JUST LIKE ME.*

*There are many more ideas and lesson plans at the website.*

- Look for April's room. On the opposite page there are some objects from her room see if you can find some of them in April's room.

- Look for the small illustrations under the type.

See how many things are the same about the objects on each page.

See how many things are different.

Example: The fish are all fish, they all have fins, they all have eyes, they all swim.....They are different in that they are all different colors, different shapes, different sizes...

- Find the page with cups and glasses.

See if you can find them in the illustration on the opposite page.

- Find the chairs. See if you can find them on the opposite page.

## LORI MITCHELL

*Author and Illustrator*

[www.differentjustlikeme.cc](http://www.differentjustlikeme.cc)

E-mail: [lori@differentjustlikeme.cc](mailto:lori@differentjustlikeme.cc)

Phone: (858) 566-1033

© 2004 Lori Mitchell Illustration 04-10-04/Bookorder\_Flyer.text

# LORI MITCHELL

## AUTHOR & ILLUSTRATOR


*As seen on*

**Oprah**



**FREE 5-DAY**  
**LESSON PLAN AT:**  
[www.differentjustlikeme.cc](http://www.differentjustlikeme.cc)






## LORI MITCHELL


Author and Illustrator

Lori Mitchell wrote and illustrated the children's book, *Different Just Like Me* (Charlesbridge Books). The book has been translated into braille and is on books-on-tape and interactive software to promote reading fluency. It has been seen on The Oprah Show, The Today Show, and all the local San Diego News shows.

Lori's latest book is *Holly Bloom's Garden* (Flashlight Press). She illustrated this full color children's book that came out in April of 2004.



Illustrated  
by Lori Mitchell



## DIFFERENT JUST LIKE ME *received many awards and honors:*

- American Booksellers Association Kids Pick of the Lists 1999
- Read America! Collection 1999
- Best Children's Fiction, San Diego Book Awards 1999
- Selected as outstanding by the Parent Council, Fall, 1999
- Early Childhood News Directors Choice 2000
- Notable Social Studies Trade Books for Young People for 2000
- Chosen as Best Children's Book, San Diego Magazine Book Awards 2000
- Featured and recommended in the following magazines; Teaching Tolerance, Creative Classroom, The California Reader, California Educator, and Exceptional Parent.
- Available on an interactive software that helps with reading fluency. Look for Reading Fluency, Blue Level, Fiction Library Discs. The link is: <http://www.charlesbridge.com/school/fluencyprices.htm>



## School Library Journal Review

A sweet dose of bibliotherapy that explores the similarities and differences among people. The story is told from the point of view of a little girl anticipating a visit to her grandmother's house. Every day as she waits, the girl and her mother go on an errand. On each of these trips, the child encounters someone who is different—someone who is either older, speaks another language, has a disability, or is of a different race—but who is doing the same thing she is. Acrylic paints highlight only a few items or people in each of the pen-and-ink illustrations, inviting children to take a closer look while reinforcing the story's point. Tolerance and acceptance are difficult concepts to address for a young audience, and this book does it in a manner that can be applied to a number of situations.—*Jane Marino, Scarsdale Public Library, NY*